

2022 Annual Report



New Hope Clinic, Inc. is a volunteer-driven 501(c)3 non-profit organization serving Brunswick County since 1998
EIN 31-1614379

Looking back on 2022, all of us at New Hope Clinic were relieved that the critical nature of COVID-19 seemed to lessen as the year progressed. We were able to return to some degree of normalcy. This allowed us to focus more on “whole person” care for our patients, especially as more patients began to return in person to the Clinic.

During 2022, we cared for 494 patients with a total of 4,863 patient visits. We were pleased to once again have 133 volunteers available to provide their time and services to our patients. New Hope Clinic staff focused on important health measurements including Diabetes, Hypertension, Tobacco Screening & Intervention, as well as Body Mass Index Screening & Follow Up.

New Hope Clinic remained on solid footing in our financial outcomes. The revenue from Grants and Contributions was slightly less than our Operating Expenses, but was less of a difference than projected.

These positive outcomes in patient visits, patient care and revenue vs. expenses allow staff, volunteers, and the Board of Directors to look ahead to the future as 2023 unfolds. We continue to look for ways to improve and expand upon our patient-centered focus. We wish to express our gratitude to all our supporters for their generosity to New Hope Clinic both in the hours they donate to the Clinic as well as the needed financial support.

Donna Valponi Brookhart
Chair, Board of Directors

Sheila Roberts
Executive Director

MISSION

To provide quality medical, dental, and pharmacy services to low-income, uninsured Brunswick County adults in a caring, patient-centered setting

VISION

To make our community healthier

VALUES

These are the fundamental ideals at the heart of the organization. They embody how we hold ourselves accountable to our patients and our community:

Compassion	Quality Care
Teamwork	Community Partnership
Confidentiality	Financial Responsibility
Leadership	

CONTACT

Address: 201 W Boiling Spring Rd,
Boiling Spring Lakes, NC 28461
Phone: (910) 845-5333
Fax: (910) 845-5366
Email: info@newhopeclinicfree.org
Website: www.newhopeclinicfree.org

2022 BY THE NUMBERS

494 Patients Served

4,863 Patient Visits

15,725 Prescription Medications Provided
based on 30-day supply

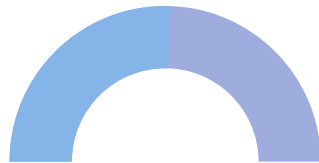
\$5,910,834

Estimated Value of Services provided for NHC patients
Value of \$1 investment = \$9.38

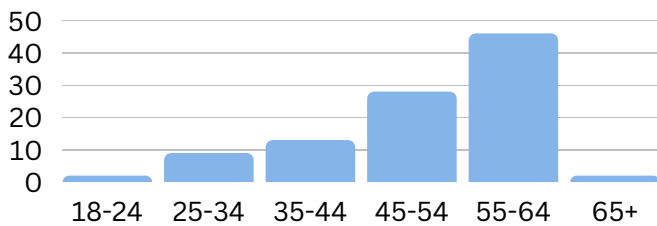
PATIENT DEMOGRAPHICS

Gender

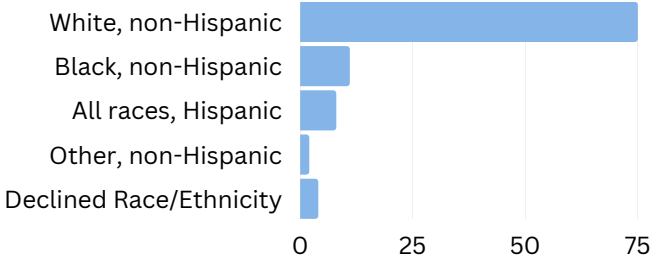
- Female (49%)
- Male (51%)



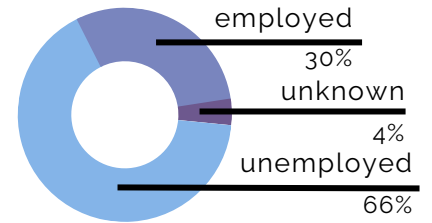
Age (% of patients)



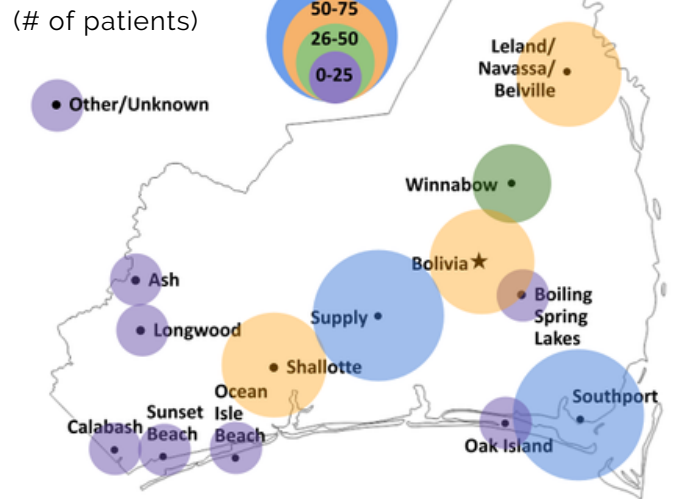
Race/Ethnicity (% of patients)



Employment Status



Residence (# of patients)



SERVICES

Primary Care

- Medical diagnosis and treatment

Specialty Care

- Diabetic / Endocrine
- Diabetic Retinopathy Screenings
- Medical Eye Exams
- EKG
- Diabetic Education
- Weight Management
- Referral for other specialties

Pharmacy

- In-house Pharmacy
- Pharmacy Assistance Program
- Vaccinations

Dental Care

- Exams
- X-rays
- Extractions
- Limited Restorative & Hygiene
- Referral for other services

SPECIAL THANKS TO OUR PARTNERS

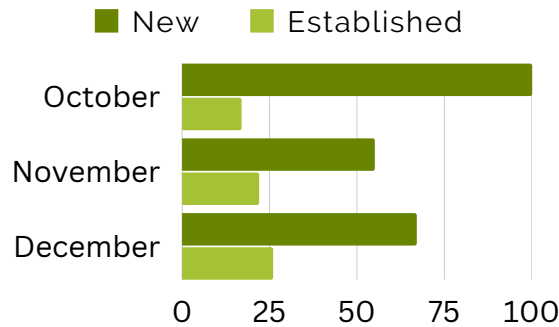
Brunswick County Health Services, Brunswick Family Assistance Agency, Brunswick Wellness Coalition, Cape Fear HealthNet, Doshier Memorial Hospital, Novant Health Brunswick Medical Center, Novant Health New Hanover Regional Medical Center, Delaney Radiology, Galloway Sands Pharmacy, and many specialty medical practices have provided laboratory, diagnostic, and treatment services for NHC patients. ***Without their help, we could not do what we do.***

PATIENT HEALTH OUTCOMES

Goal: To reduce the number of Emergency Department (ED) visits our patients have to make.

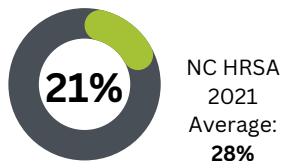


Percentage (%) of Patients with ED Visits (4th Quarter Report)



70% of new patients reported an ED visit within 6 months of becoming a patient at NHC

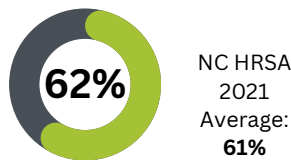
20% of established NHC patients reported an ED visit within the last 6 months



Diabetes Control
HbA1c >9% or test was not performed during the year

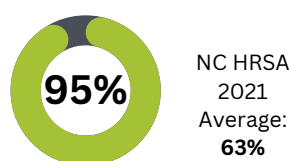
Goal: Reduce the number of patients with poorly controlled diabetes

*HRSA = The Health Resources and Services Administration



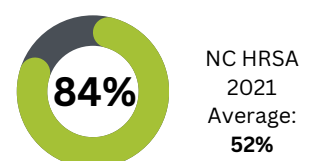
Hypertension Control
Most recent blood pressure measurement <140/90 for patients with hypertension diagnosis

Goal: Increase the number of patients with controlled hypertension



Tobacco Screening & Intervention
Screen patients for tobacco use and provide cessation counseling if any tobacco product is used

Goal: Increase the number of patients that receive a tobacco screening & intervention



Body Mass Index (BMI) Screening & Follow-Up
Patient with normal BMI, or abnormal BMI and a follow-up plan were documented

Goal: Increase the number of patients with a BMI screening & follow-up plan documented if BMI is outside normal parameters

VOLUNTEERS

133 Volunteers gave their time & services

8,448 Total hours of service our volunteers gave

\$206,308 Total value of volunteer hours

Volunteer Positions

- | | |
|---------------------------|-------------------------|
| Medical Doctors | Pharmacy Techs |
| Dentists | PA-C/NP-C |
| Optometrists | EMTs/CMA's/UAPs |
| Registered Nurses | Eligibility Specialists |
| LPNs | IT/Computers |
| Administrative Assistants | Receptionists |
| Dental Assistants | Board Members |
| Pharmacists | Landscaping |

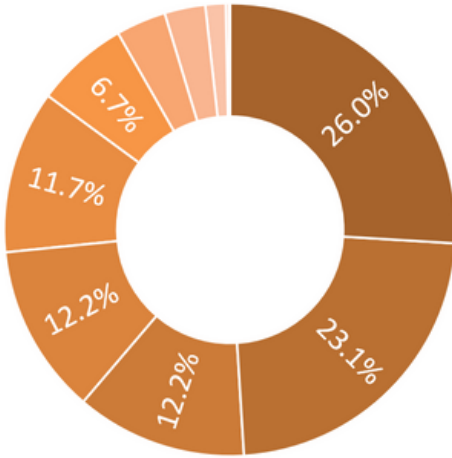
NHC continues to be a volunteer-driven organization, with a small staff equivalent to 5.2 full-time employees.

We truly appreciate the contributions each of these talented individuals have made to our organization and our community!

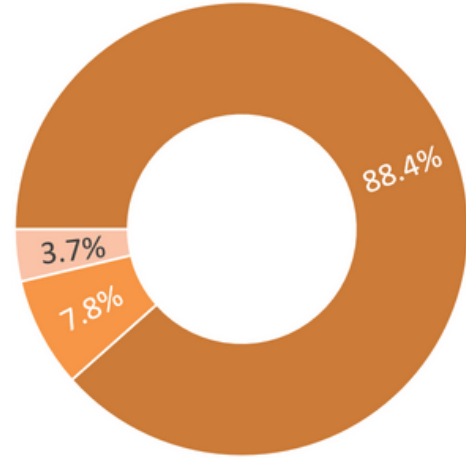
If you want to learn more about how you can get involved, call (910) 845-5333 or visit www.newhopeclinicfree.org

FINANCIAL ACCOUNTABILITY

Revenue



Expenses



Funding Source	Amount	%
Noncash contributions*	\$213,671	26.0%
Grants - Private Foundations	\$189,862	23.1%
Individual Contributions	\$100,705	12.2%
Grants - Federal	\$100,017	12.2%
Grants - County & State	\$96,031	11.7%
Fundraisers	\$54,851	6.7%
Churches & Civic Organizations	\$29,438	3.6%
Corporate Contributions	\$24,053	2.9%
Grants - Other	\$11,957	1.5%
Program Service Income	\$1,973	0.2%
Investment Income	\$606	0.1%
	\$823,164	

Funding Source	Amount	%
Direct Expenses - Programs *	\$746,511	88.4%
Core Mission Support - Finance, HR, Management	\$66,198	7.8%
Core Mission Support - Fundraising	\$31,364	3.7%
	\$844,073	

*Includes donated professional services valued at \$153,240

88¢ of every \$1 donated, goes toward providing services for our patients

2022 LEADERSHIP

Board of Directors

Donna Valponi Brookhart - *Chair*
 Gretchen Bodinsky, RN - *Secretary*
 June Baker - *Treasurer*
 Christy Bell
 Bob Benedict
 David Berne
 Dolores Barringer
 Cherie Browning, RN
 Amie Sloane

Executive Director

Sheila Roberts

Medical Director

Karen Wood, MD

Staff

James E. Boston - *Medical Doctor*
 Lisa Boysworth - *Registered Nurse, Patient Care Coordinator*
 LaTasha Daniels - *Medical Office Assistant*
 Elane Janz - *Patient Assistance Program Coordinator*
 Hailey Murray - *Registered Pharmacist*
 Shannon Morton - *Physician Assistant - Certified*
 Sheila Roberts - *Executive Director*
 Julie Stanwick - *Nurse Practitioner - Certified*
 Stephanie Williamson - *Medical Office Assistant*

Dental Director

Jennifer S. Williams, DDS

Pharmacy Director

Hailey Murray, RPH